

A 100 Xpress

Vehicle Dynamics Quick Check



Dynamic pre-check while passing through for a quick check of vehicle geometry for cars and light duty vehicles



Analysis of the forces exerted by the wheels and tyre wear forecast.




No need for a dedicated operator.



The check is quick and can be carried out on all vehicles entering the workshop.



It will increase the sales opportunities of wheel alignment service.



THE PROVIDED TRAFFIC LIGHT WILL IMMEDIATELY INFORM YOU IF THE VEHICLE REQUIRES ATTENTION

RED LIGHT: vehicle with out-of-tolerance dynamic characteristics. **Wheel alignment check is required.**

YELLOW LIGHT: vehicle parameters fall within the tolerance range, but the dynamic characteristics are close to the out-of-tolerance values. **Wheel alignment check is recommended.**

GREEN LIGHT: the vehicle does not require further attention.

FUNCTIONS

- **Vehicle geometry dynamic check** with immediate feedback in case wheel alignment is required.
- **Quick dynamic check without vehicle selection from the database** in order to save time while maximising the workflow.
- **Tyre wear forecast**, based on the conditions found on the tested vehicle.
- **Axle balancing check**, with toe, plysteer, camber and taper force measurement.
- Evaluation of **vehicle dynamic drift**.
- **Post-adjustment check.** After wheel alignment has been performed, it allows checking vehicle dynamic operation **without having to perform the road test**. It saves time and increases safety.



THE TEST IS STARTED AUTOMATICALLY,
and launched from keyboard, tablet or wireless remote control.

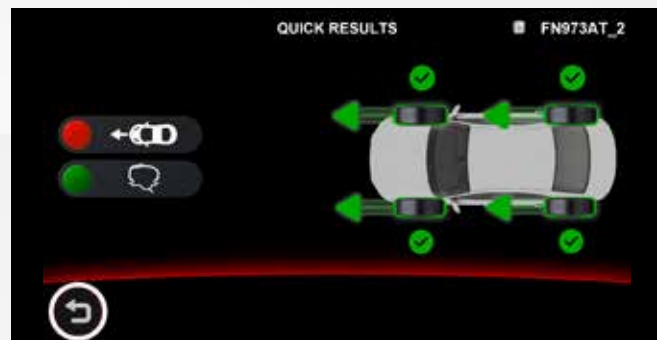
VEHICLE SELECTION:

work datasheet with vehicle detailed information, specifications are checked based on the manufacturers' official database, and tyre information.



QUALITATIVE TEST WITH FORWARD TEST:

quick check, providing the essential information to identify any problems on the vehicle and route it to wheel alignment.

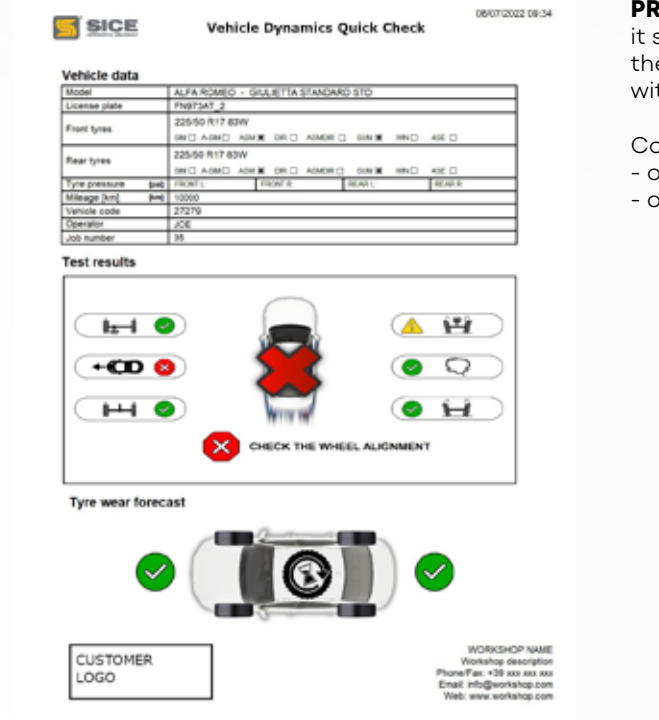



QUANTITATIVE TEST WITH FORWARD AND REVERSE TEST:

in-depth check to fully detect vehicle dynamic status. It allows evaluating the unbalance between toe and camber forces for each axle, as well as the lateral forces generating drift.

TOE AND CAMBER FORCES SUMMARY PAGE:

it shows the toe and camber forces on each axle. It proves useful for identifying any problems on the axles.



PRINT REPORT:

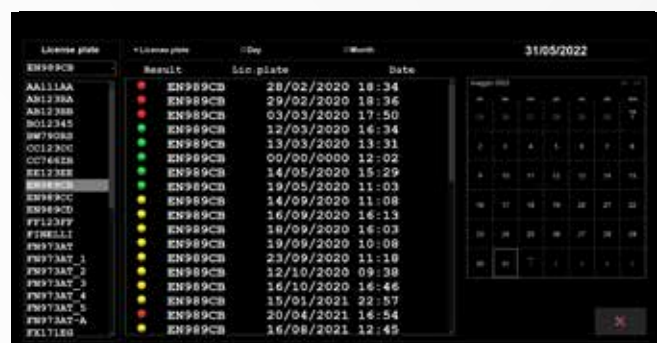
it shows the information about the vehicle, the test performed with the relevant outcome, as well as the workshop contact information with the possibility of adding a customised logo.

Colour-coded indication:

- on whether a wheel alignment check needs to be carried out.
- on tyre wear forecast.

JOB ARCHIVE:

it contains the history of all tests performed, the sheets can be recalled individually to evaluate vehicle status in previously-performed tests.



RECOMMENDED ACCESSORIES



27" LCD MONITOR



NEXREMOTE: tablet for equipment remoting



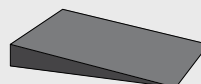
Enabling for local or remote reservation



A4 INKJET PRINTER



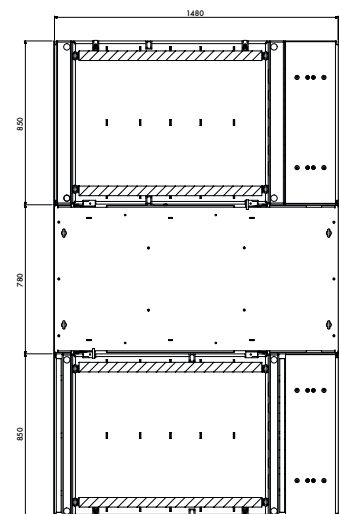

Wireless remote control



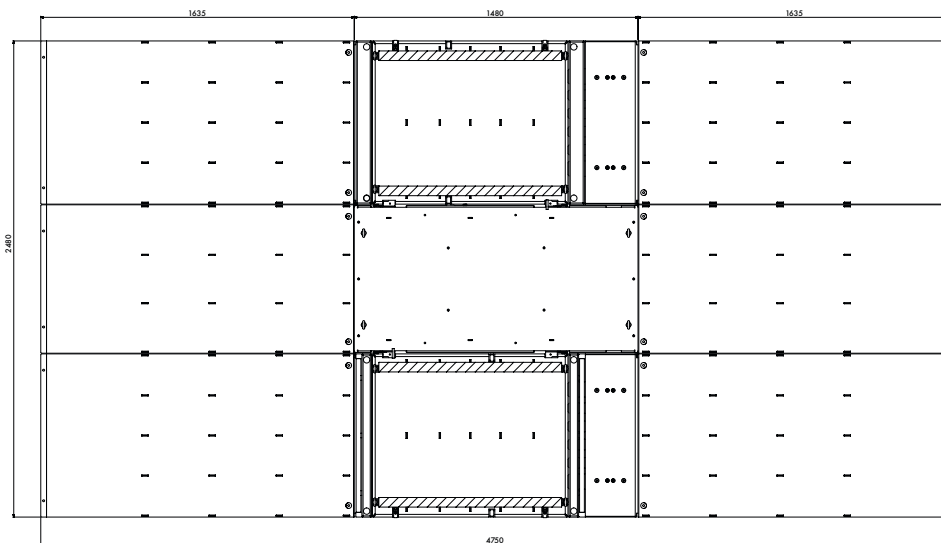
RAMP KIT, for on-floor installation

TYPES OF INSTALLATION

FLUSH-MOUNTING INSTALLATION



ON-FLOOR INSTALLATION WITH UP AND DOWN RAMP



TECHNICAL DATA

Power supply voltage	115/230 Vac - 50/60 Hz - 1 Ph
Power absorption	500 W
Maximum capacity per axle	3000 daN
Maximum track	2480 mm
Minimum track	780 mm